

TABLE OF CONTENTS

PERCUSSION

YEAR 12 PERCUSSION 1
 GROUP A - COMPULSORY 1
 GROUP B - OPTIONAL 1

YEAR 12 PERCUSSION

General Requirements

Students choosing this performance area are required to study all Group A, 1 and 2, and must also select at least one instrument from Group B

Group A - Compulsory

1. Keyboard Percussion - with a minimum range of three octaves; select one or more of: Xylophone or Vibraphone, or Marimba or Glockenspiel
2. Snare Drum

Group B - Optional

1. Timpani, a minimum of two, a maximum of four
2. Drum set
3. Multi-Percussion including instruments such as drums, triangle, tambourine and cymbals

Three of the five required pieces must be performed on instruments selected from Group A. The student may choose to play two of the pieces on snare drum and one on a keyboard instrument, or two on a keyboard instrument and one on snare drum. One of the five required pieces must be performed on an instrument from Group B (the students to make the choice of instrument), and the remaining piece may be performed on any instrument chosen from either Group A or Group B. A minimum of one piece must be performed with accompaniment. Where a piece has an accompaniment, the accompaniment must be included.

Technical requirements on Group A instruments only

Technical Requirements

Group A

1. **Keyboard Percussion**, minimum range of 3 octaves
Xylophone or Vibraphone or Marimba or Glockenspiel

Scales

C, D, B flat and E flat major, two octaves
A, B, G and C harmonic and melodic minor, two octaves

Note: Students are not to roll each tonic.

Patterns as below: Minimum tempo: Crotchet = 120
Semiquavers



Thirds



Chromatic scale on C, ascending and descending, two octaves

Crotchet = 120, four notes to a beat

3. Parradiddle
Begin very slowly and gradually accelerate to full speed (minimum tempo: crotchet = 120)

3a

mf R L R R L R L L R L R R L R L L

3b Beat subdivision

R L R R L R L L R L R R L R L L R L R R L R L L

Rolls

4. Long Rolls (students may select either double stroke or buzz rolls)
Crotchet = 90

pp *ff* *pp*

5. Five Stroke. Crotchet = 120

f R L R L R L R L R

6. Nine Stroke. Crotchet = 120

f R L R L R L R L R

Flams

7. Flam. Crotchet = 120

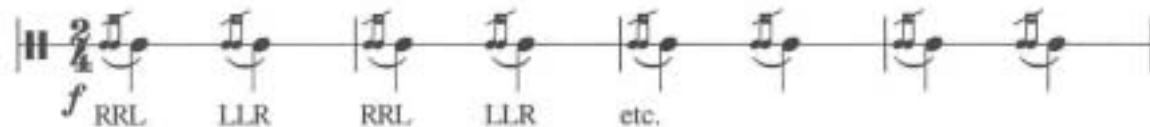
f LR RL LR RL LR RL LR RL

8. Flam Tap. Crotchet = 120

f LR R RL L LR R RL L etc.

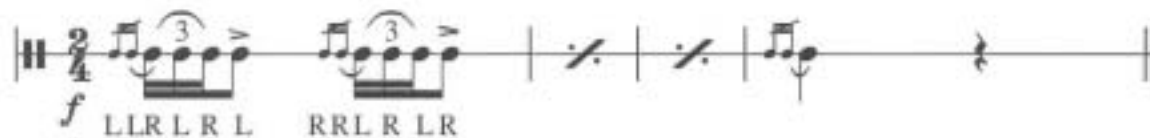
Drags

9. Drag. Crotchet = 120



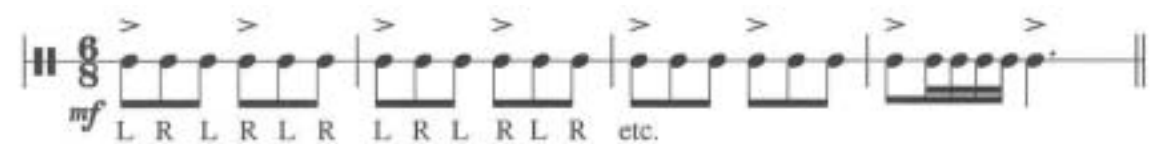
Ratamacue

10. Single Ratamacue. Crotchet = 90



Accents

11. Triple Accents. Dotted Crotchet = 120



Prepared Works

Full Elective

1. Each student is required to prepare for performance five pieces which:
 - (a) are varied in technical requirements
 - (b) are selected from at least three major eras of composition (e.g. Baroque; Classical, Romantic, 20th Century)
 - (c) are varied with regard to structure and style (i.e. not all studies, or all preludes or all sonatas).
2. Of the five pieces selected, up to two may be ensembles with only one performer per part.

Half Elective

1. Each student is required to prepare for performance two pieces which:
 - (a) are varied in technical requirements
 - (b) are selected from different eras of composition (e.g. Baroque; Classical, Romantic, 20th Century)
 - (c) are varied with regard to structure and style (i.e. not both studies, or both fugues, or both sonatas).
2. Of the two pieces selected, one may be an ensemble that has only one performer per part.

General Instructions

1. All technical work is required for the examination and is to be performed from memory.
All technical work is to be played ascending and descending within the required range.
Students should be encouraged to develop skills in a wide range of technical work.
2. Students should be encouraged to develop facility in sight reading.
3. The pieces listed in the section Typical Pieces are only an indication of the level of performance required.
4. For pieces where publishers are not stipulated, it is recommended that performers use scores that are as near to the original as is possible.

Sight Reading

Sight reading is required on Group A instruments only as outlined in the Syllabus Manual Year 11 and 12 Volume 5, The Arts.